



Super Pro PBR

26ga Super Pro PBR Wall Panel



Product Description

Exposed fastener panel with 36" coverage with nominal rib height of 1.25". Main ribs at 12" on center with mini-ribs/striations optional.

Product Material

26ga (min) steel

26ga is nominally 0.0185" with yield strength of at least 50ksi, and shall be corrosion resistant per FBC 1507.4.3

Fastener

#12 x 1.25-inch fastener with sealing washer

Compliant with FBC 1506.6. (1) 1/4" x 7/8" lap sealer at 20" oc along side lap.

Substrate/Deck


16ga (min) steel framing

Manufactured By

RPS Metal Roofing & Siding, Inc
710 3rd Ave, Welaka, FL 32193
386-866-3342 | www.rpsmetalroofing.com

Evaluated by

David Eng, PE
Timberlake Cove, LLC
3324 W Univ Ave #206 | Gainesville FL
FL PE 81377 | FL CA 33344
www.TimberLakeCove.com



This item has been digitally signed and sealed by D.E. Eng, PE, on the date indicated. Printed copies of this document are not considered signed and sealed and the signature must be verified on any electronic copies

Maximum Allowable Loads & Installation Requirements:

Method A: #12 x 1.25" fastener in 12"-12" pattern at 60" o.c.: **36.4 PSF** | Positive load: 46.85 PSF

Method B: #12 x 1.25" fastener in 12"-12" pattern at 24" o.c.: **111.85 PSF** | Positive load: 164.95 PSF

A factor of safety of 2 has been applied.

Technical Documentation: This product has been tested to the ASTM E1592 standard by Force Engineering (TST-5328), report 118-0036T-19A-D and to FM 4471 4.4 by Force Engineering, report 118-0036T-19E.

Compliance Statement: This product as described has demonstrated compliance with Florida Building Code 2020, Section 1403.3 (wind loading only), as required by FL Rule 61G20-3, method 1D. This product as described has been tested and demonstrated compliance with:

- ASTM E-1592 Structural Performance of Sheet Metal Roof and Siding
- FM 4471 4.4 – Foot Traffic Resistance

Certification of Independence: David Eng, PE and Timberlake Cove, LLC do not have, nor will acquire a financial interest in any company manufacturing or distributing products under this evaluation. The same entities do not have, nor will acquire, a financial interest in any other entity involved in the approval process of the product.

Exclusions & Limitations: Design of deck and roof structure (to include girts and girt attachment) shall be completed by others. Fire classification and shear diaphragm design are outside the scope of this evaluation.

This report is limited to compliance with structural wind load requirements of FBC 1504.3.2, as required by Rule 61G20-3. Neither Timberlake Cove nor the manufacturer shall be responsible for any conclusions, interpretations, or designs made by others based on this evaluation report. This report is limited solely to documenting compliance with Rule 61G20-3, and makes no express or implied warranty regarding performance of this product.

Design Process: The load tables in this report provides one prescriptive option for the fastening requirement for the applicable wind loads for roofs within the parameters described. For roofs outside of the listed parameters, design wind loads shall be determined as required by FBC 1609, ASCE 7, or other design code in force, using allowable stress. These load tables are based on ASCE 7-16. Use of these tables assumes that the structure is:

- Enclosed and conforms to wind-borne debris provisions and is a regular shaped building
- Is not subject to across-wind loading, vortex shedding, or instability; nor does it have a site location for which channeling or buffeting warrant consideration

Engineering analysis may be completed by other licensed engineers for project specific approval by local authorities having jurisdiction

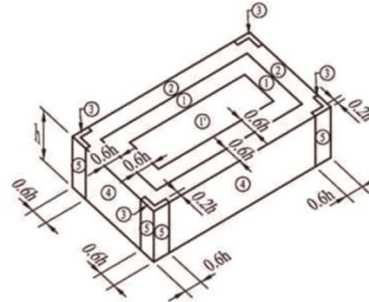


Instructions:

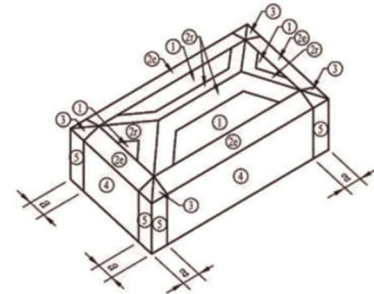
Select the appropriate load table that applies to the structure in question.

Determine the design wind speed for the project location.

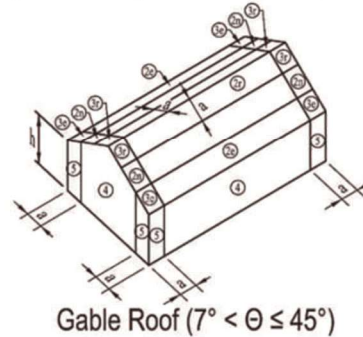
Use the attachment method indicated for that windspeed within each roof zone.



Flat/Hip/Gable ($0^\circ \leq \theta \leq 7^\circ$)



Hip Roof ($7^\circ \leq \theta \leq 45^\circ$)



Gable Roof ($7^\circ < \theta \leq 45^\circ$)

Notation

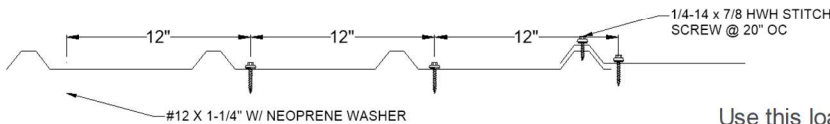
a = 10% of least horizontal dimension or $0.4h$, whichever is smaller, but not less than either 4% of least horizontal dimension or 3 ft (0.9 m).

Exception: For buildings with $\theta = 0^\circ$ to 7° and a least horizontal dimension greater than 300 ft (90 m), dimension a shall be limited to a maximum of $0.8h$.

h = Mean roof height, in ft (m), except that eave height shall be used for roof angles $< 10^\circ$.

θ = Angle of plane of roof from horizontal, in degrees.

12"-12" PATTERN
USE OC SPACING SHOWN IN TABLE



NR: NOT RATED

CONSULT DESIGN PROFESSIONAL
AS NECESSARY

Use this load table for structures which meet the following criteria:
Are located in **Exposure B** area
Have a mean Roof Height of **30 feet or less**

FL28894.01: 26ga PBR Wall Panel on 16ga steel framing

Wind	105	110	120	130	140	150	160	170	180	190	200
Zone 4:	60	60	60	60	60	60	60	60	48	48	48
Zone 5:	60	60	60	60	60	60	48	48	48	48	48

Use this load table for structures which meet the following criteria:
Are located in **B, C, or D exposure** area
Have a mean Roof Height of **30 feet or less**

FL28894.01: 26ga PBR Wall Panel on 16ga steel framing

Wind	105	110	120	130	140	150	160	170	180	190	200
Zone 4:	60	60	60	60	48	48	48	48	36	36	36
Zone 5:	60	60	60	48	48	48	48	36	36	36	30

